

Nifty Snapshot

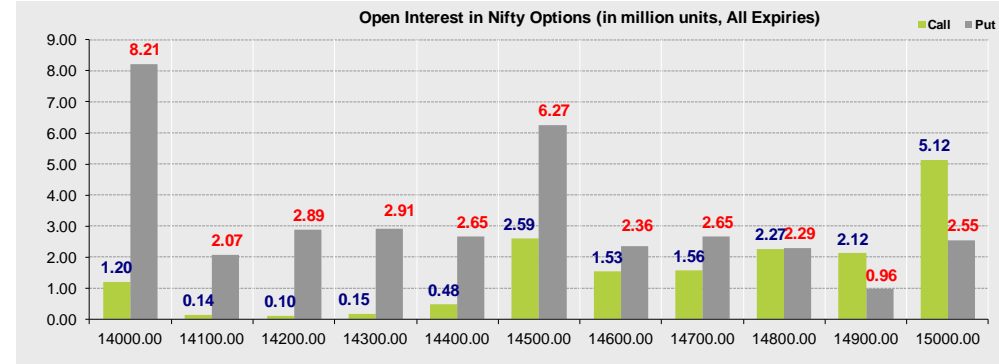
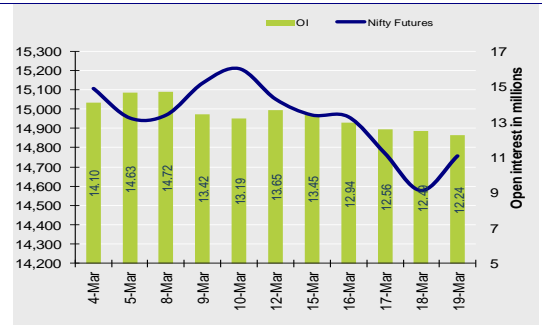
	Close	Prv Cl.	Ab chg	% chg
Spot	14,744.0	14,557.8	186.15	1.28
Futures	14,756.4	14,577.0	179.40	1.23
OI (ml shr)	12.24	12.49	-0.25	-2.00
Vol (lots)	270566	211228	59338	28.1
COC	12.45	19.20	-6.75	-35.2
PCR-OI	1.20	0.83	0.37	44.9

Market Summary:

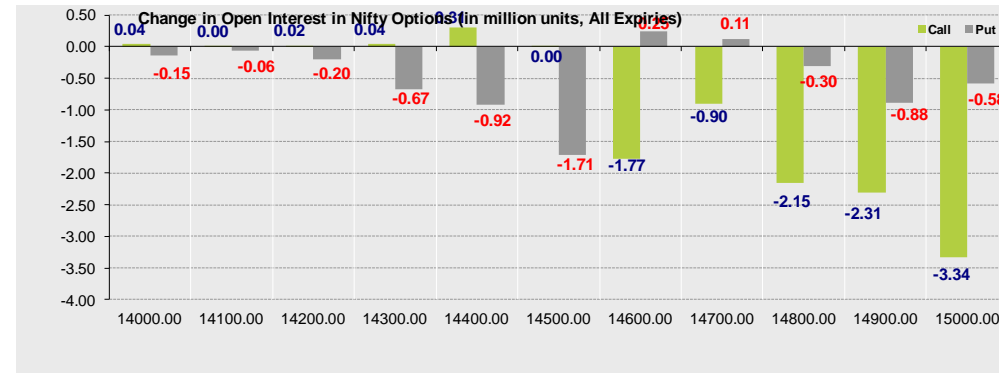
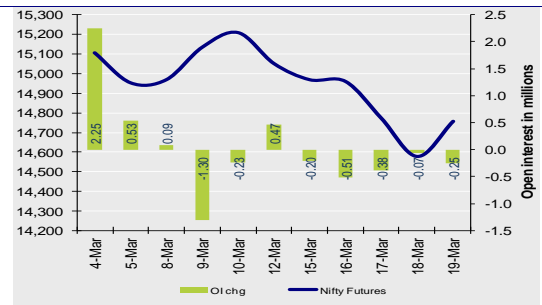
- Indian markets closed on a positive note where buying was mainly seen in Banking, FMCG, Finance sectors. Nifty March Future closed at 14756.40 (up 179.40 points) at a premium of 12.45 pts to spot.
- FII were net buyers in Cash to the tune of 1418.43 Cr and were net buyers in index futures to the tune of 1507.03 Cr.
- India VIX decreased by 0.46% to close at 19.99 touching an intraday high of 21.87.

Open Interest in Nifty Options:

Nifty Futures Price v/s OI



Nifty Futures Price v/s Change in OI



Institutional Activity in previous trading session

(in Rs cr.)	Buy	Sell	Net
Index Futures	8952.31	7445.28	1507.03
Index Options	411427.93	410391.25	1036.68
Stock Futures	20450.35	18954.18	1496.17
Stock Options	22043.83	21941.50	102.33
FII Cash	24,193.67	22,775.24	1,418.43
DII Cash	7,503.70	6,944.08	559.62

Net FII Activity (in Rs cr.)

Date	Idx Fut	Stk Fut	Idx Opt	Cash
19-Mar	1507.0	1496.2	1036.7	1418
18-Mar	361.3	859.3	7157.5	1258
17-Mar	-6.1	-53.3	652.3	2626
16-Mar	275.2	293.0	-705.5	1692
15-Mar	-497.1	-801.0	2886.0	-1101
12-Mar	-586.0	-1356.8	1889.4	-943

- The above second chart shows previous trading day's change in Nifty options where Addition in OI were seen in 14600, 14700 strike Puts while liquidation was seen in 14600, 14800, 15000 strike Calls indicating sideways undertone in the market in the near term.
- Highest OI build-up is seen at 15000 strike Call and 14000 strike Put, to the tune of 5.12mn and 8.21mn respectively.

Outlook on Nifty:

- Index is likely to open on a negative note today and is likely to remain range-bound during the day.

Technical Pivot (Intraday):

	S2	S1	PIVOT	R1	R2
NIFTY	14210	14485	14645	14915	15080
BANKNIFTY	32940	33575	34010	34645	35080

Volume Buzzers (Contract wise)

Symbol	Current Volume	Volume Change	Price Chg	One Month Avg
SUNTV	5334	4237%	2.9%	2609
PVR	4284	206%	-2.3%	2601
INDUSTOWER	3015	192%	2.6%	1825
POWERGRID	5068	142%	4.0%	3283
JSWSTEEL	12442	132%	4.1%	4996
COLPAL	1152	116%	0.4%	1144
BERGEPAIN	1562	113%	2.8%	1713
GRASIM	8379	111%	1.7%	3650
MRF	2506	111%	1.6%	2871
LALPATHLAB	701	92%	4.0%	661

Stock Ideas

- ITC & RELIANCE calls of strike 230 & 2100 respectively were amongst the most active Calls whereas ITC & RELIANCE puts of strike 210 & 2000 respectively were amongst most active Puts.
- CUMMINSIND & TVSMOTOR are likely to show good strength whereas TRENT & BHEL are likely to show weakness in today's trading session.

(Price is in Rs; OI is in million units; Price chg and OI chg are in percentage) **NB RESEARCH**

Fresh Longs seen in:

Script	Price	Price chg	OI	OI Chg
CUMMINSIND	890.2	4.4	2.0	32.6
CHOLAFIN	552.5	4.3	5.4	32.0
AARTIIND	1255.1	1.2	0.4	11.0

Fresh Shorts seen in:

Script	Price	Price chg	OI	OI Chg
TRENT	801.3	-3.1	0.7	9.5
BEL	127.0	-1.4	44.6	7.6
VOLTAS	983.6	-0.8	3.3	7.4

Short Covering seen in:

Script	Price	Price chg	OI	OI Chg
TVSMOTOR	583.9	2.1	3.5	-11.8
APOLLOTYRE	225.2	3.5	12.0	-11.1
LICHSGFIN	416.5	1.7	8.2	-11.0

Long Unwinding seen in:

Script	Price	Price chg	OI	OI Chg
BHEL	52.1	-0.4	104	-5.4
DLF	288.5	-0.3	25.4	-3.8
INDIGO	1669.2	-2.6	3.4	-3.7

Technical Pivot (Intraday):

Script Name	S2	S1	PIVOT	R1	R2
CUMMINSIND	822	856	876	910	929
TRENT	750	776	802	828	855
TVSMOTOR	553	568	578	594	604
BHEL	48	50	51	53	55

FROM THE EQUITY DERIVATIVE DESK:

NIRAV HARISH CHHEDA
SENIOR DERIVATIVES AND TECHNICAL ANALYST
E-Mail: nirav.chheda@nirmalbang.com
Tel no: 6273-8199/8000

AMIT BHUPTANI
DERIVATIVES AND TECHNICAL ANALYST
E-Mail: amit.bhuptani@nirmalbang.com
Tel no: 6273-8242/8000

Disclaimer

Nirmal Bang Securities Private Limited (hereinafter referred to as "NBSPL") is a registered Member of National Stock Exchange of India Limited, Bombay Stock Exchange Limited and MCX stock Exchange Limited. We have been granted certificate of Registration as a Research Analyst with SEBI. Registration no. is INH000001766 for the period 23.09.2015 to 22.09.2020.

NBSPL or its associates including its relatives/analyst do not hold any financial interest/beneficial ownership of more than 1% in the company covered by Analyst (in case any financial interest is held kindly disclose)

NBSPL or its associates/analyst has not received any compensation from the company covered by Analyst during the past twelve months. NBSPL /analyst has not served as an officer, director or employee of company covered by Analyst and has not been engaged in market making activity of the company covered by Analyst.

The views expressed are based solely on information available publicly and believed to be true. Investors are advised to independently evaluate the market conditions/risks involved before making any investment decision.

Stock Name	Call (Buy/Sell)	Entry price	Targets	Stop Loss	Duration	Status

NIFTY50 Options OI (CE OI = Resistance) (PE OI = Support)

Symbol	Highest CE OI	Highest PE OI	CMP
ADANIPTS	800	650	689
ASIANPAINT	2500	2300	2419
AXISBANK	800	700	726
BAJAJ-AUTO	4000	3600	3660
BAJAJFINSV	10500	9000	9474
BAJFINANCE	5500	5000	5459
BHARTIARTL	600	500	531
BPCL	500	400	430
BRITANNIA	4000	3450	3473
CIPLA	900	800	763
COALINDIA	160	135	137
DIVISLAB	3600	3300	3374
DRREDDY	4500	4500	4282
EICHERMOT	3000	2500	2670
GAIL	150	130	136
GRASIM	1400	1200	1416
HCLTECH	1000	900	962
HDFC	2700	2500	2536
HDFCBANK	1600	1460	1497
HDFCLIFE	750	700	690
HEROMOTOCO	3500	3000	3129
HINDALCO	340	310	335
HINDUNILVR	2300	2200	2313
ICICIBANK	600	550	587
ITC	230	210	223

NIFTY50 Options OI (CE OI = Resistance) (PE OI = Support)

Symbol	Highest CE OI	Highest PE OI	CMP
INDUSINDBK	1100	1000	1014
INFY	1400	1200	1349
IOC	105	100	96
JSWSTEEL	450	400	442
KOTAKBANK	2000	1700	1839
LT	1600	1400	1415
M&M	900	800	852
MARUTI	8000	7000	7121
NESTLEIND	18000	16500	16510
NTPC	115	100	108
ONGC	120	100	111
POWERGRID	230	200	230
RELIANCE	2200	2000	2081
SBILIFE	1000	900	907
SBIN	400	350	372
SHREECEM	31000	26000	27038
SUNPHARMA	620	600	580
TATAMOTORS	350	290	309
TATASTEEL	800	700	733
TCS	3200	2900	3060
TECHM	1100	900	990
TITAN	1540	1400	1469
ULTRACEMCO	7000	6000	6677
UPL	650	500	626
WIPRO	450	400	412

DISCLOSURES

Research Reports that are published by Nirmal Bang Securities Private Limited (hereinafter referred to as "NBSPL") are for private circulation only. NBSPL is a registered Research Analyst under SEBI (Research Analyst) Regulations, 2014 having Registration no. INH000001766. NBSPL is also a registered Stock Broker with National Stock Exchange of India Limited, BSE Limited, Metropolitan Stock Exchange of India Limited, Multi Commodity Exchange of India Limited, National Commodity and Derivative Exchange Limited and Indian Commodity Exchange Limited in cash and Equity and Commodities derivatives segments.

NBSPL has other business divisions with independent research teams separated by Chinese walls, and therefore may, at times, have different or contrary views on stocks and markets.

NBSPL or its associates have not been debarred / suspended by SEBI or any other regulatory authority for accessing / dealing in securities Market. NBSPL, its associates or analyst or his relatives do not hold any financial interest (Except Investment) in the subject company. NBSPL or its associates or Analyst do not have any conflict or material conflict of interest at the time of publication of the research report with the subject company. NBSPL or its associates or Analyst or his relatives may or may not hold beneficial ownership of 1% or more in the subject company at the end of the month immediately preceding the date of publication of this research report.

NBSPL or its associates / analyst has not received any compensation / managed or co-managed public offering of securities of the company covered by Analyst during the past twelve months. NBSPL or its associates have not received any compensation or other benefits from the company covered by Analyst or third party in connection with the research report. Analyst has not served as an officer, director or employee of Subject Company. NBSPL / analyst has not been engaged in market making activity of the subject company. Analyst Certification: The research analysts and authors of these reports, hereby certify that the views expressed in this research report accurately reflects my/our personal views about the subject securities, issuers, products, sectors or industries. It is also certified that no part of the compensation of the analyst(s) was, is, or will be directly or indirectly related to the inclusion of specific recommendations or views in this research. The analyst(s) principally responsible for the preparation of this research report and has taken reasonable care to achieve and maintain independence and objectivity in making any recommendations.

DISCLAIMER

This report is for the personal information of the authorized recipient and does not construe to be any investment, legal or taxation advice to you. NBSPL is not soliciting any action based upon it. Nothing in this research shall be construed as a solicitation to buy or sell any security or product,

or to engage in or refrain from engaging in any such transaction. In preparing this research, we did not take into account the investment objectives, financial situation and particular needs of the reader.

This research has been prepared for the general use of the clients of NBSPL and must not be copied, either in whole or in part, or distributed or redistributed to any other person in any form. If you are not the intended recipient you must not use or disclose the information in this research in any way. Though disseminated to all the customers simultaneously, not all customers may receive this report at the same time. NBSPL will not treat recipients as customers by virtue of their receiving this report. This report is not directed or intended for distribution to or use by any person or entity resident in a state, country or any jurisdiction, where such distribution, publication, availability or use would be contrary to law, regulation or which would subject NBSPL & its group companies to registration or licensing requirements within such jurisdictions.

The report is based on the information obtained from sources believed to be reliable, but we do not make any representation or warranty that it is accurate, complete or up-to-date and it should not be relied upon as such. We accept no obligation to correct or update the information or opinions in it. NBSPL or any of its affiliates or employees shall not be in any way responsible for any loss or damage that may arise to any person from any inadvertent error in the information contained in this report. NBSPL or any of its affiliates or employees do not provide, at any time, any express or implied warranty of any kind, regarding any matter pertaining to this report, including without limitation the implied warranties of merchantability, fitness for a particular purpose, and non-infringement. The recipients of this report should rely on their own investigations.

This information is subject to change without any prior notice. NBSPL reserves its absolute discretion and right to make or refrain from making modifications and alterations to this statement from time to time. Nevertheless, NBSPL is committed to providing independent and transparent recommendations to its clients, and would be happy to provide information in response to specific client queries.

Before making an investment decision on the basis of this research, the reader needs to consider, with or without the assistance of an adviser, whether the advice is appropriate in light of their particular investment needs, objectives and financial circumstances. There are risks involved in securities trading. The price of securities can and does fluctuate, and an individual security may even become valueless. International investors are reminded of the additional risks inherent in international investments, such as currency fluctuations and international stock market or economic conditions, which may adversely affect the value of the investment. Opinions expressed are subject to change without any notice. Neither the company nor the director or the employees of NBSPL accept any liability whatsoever for any direct, indirect, consequential or other loss arising from any use of this research and/or further communication in relation to this research. Here it may be noted that neither NBSPL, nor its directors, employees, agents or representatives shall be liable for any damages whether direct or indirect, incidental, special or consequential including lost revenue or lost profit that may arise from or in connection with the use of the information contained in this report.

Copyright of this document vests exclusively with NBSPL.

Our reports are also available on our website www.nirmalbang.com